

CONTACT

For in-depth manuals, datasheets and other documents, please visit:
www.intercoax-emea.com

For Technical Support, please contact:
support@intercoax-emea.com

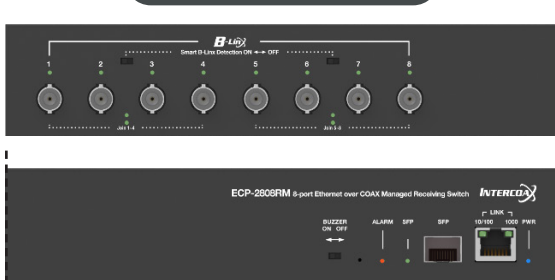
For other inquiries, please contact:
info@intercoax-emea.com

INTERCOAX EMEA NV
 Krijttestraat 45A
 9041, Ghent
 Belgium

www.intercoax-emea.com

HARDWARE (RX)

FRONT



BACK



www.intercoax-emea.com


ETP-2808R-8T-PKG

QUICK INSTALL GUIDE



www.intercoax-emea.com

HARDWARE (TX)




LED Indicators


Indicator	Color	Function
PoE-ON	Red	ON : PoE Output On OFF : PoE Output Off
Data-Link	Yellow	Blinking : Ethernet Data Traffic
Join-Link	Green	ECP-Product Link with Receiver
Power	Orange	56V DC Link

www.intercoax-emea.com

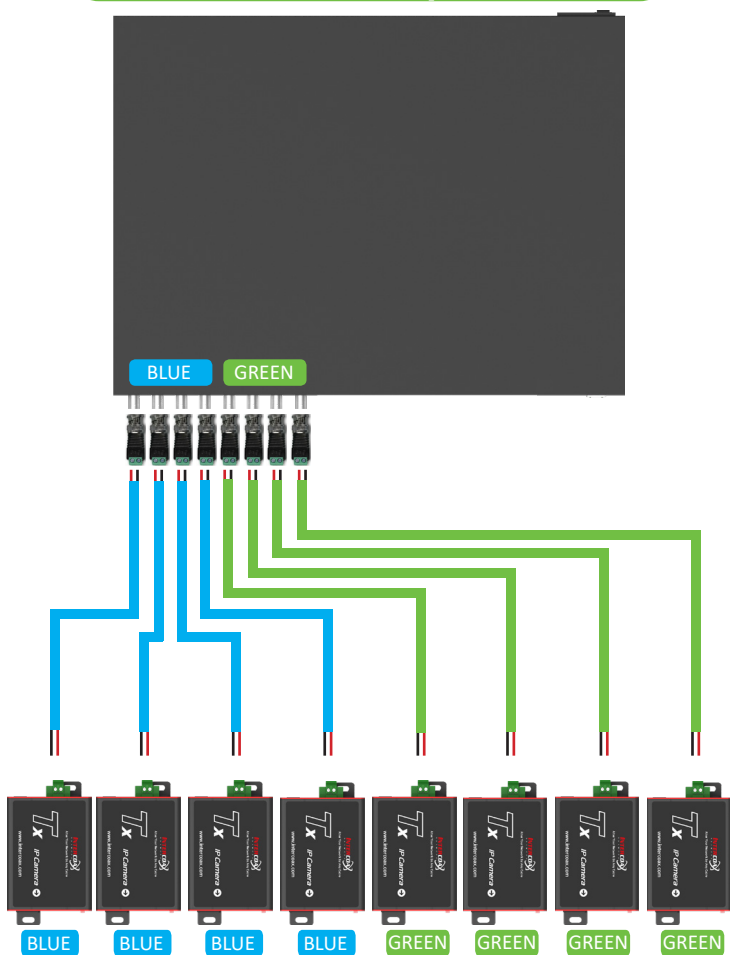
1. Connect IP Device to TX




2. Connect Switch to RX



3. Connect Two-Wire Cable and Gender Adapters



4. Connect Power



Optional: Connect Power Supply to TX units (available for sale)